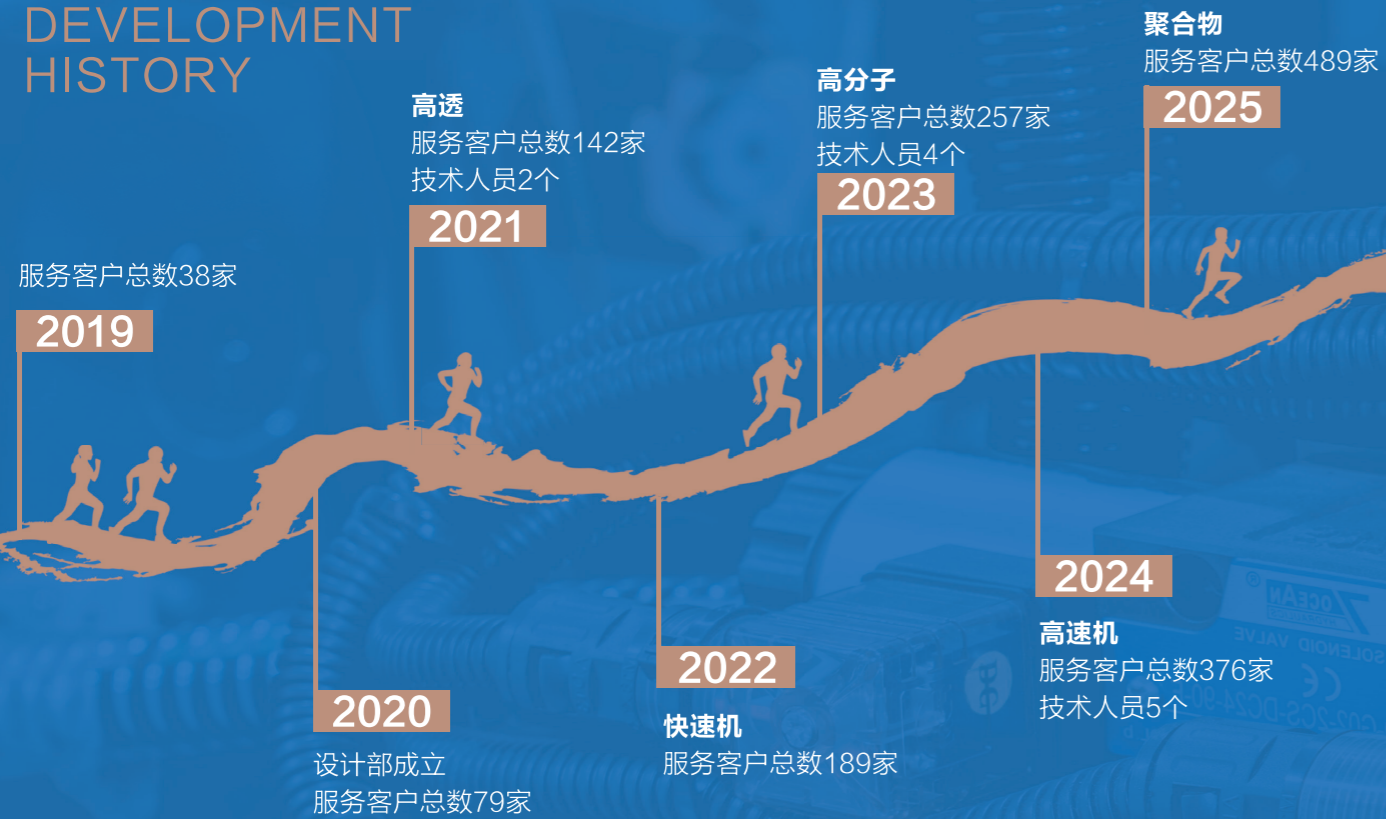


本公司保留对产品进行修改的权利，规格如有变动，恕不另行通知（仅供参考）  
We reserve the right to make any product improvement or specifications change without prior notice.

# 发展历程

## DEVELOPMENT HISTORY



经济  
Economical

好用  
User-friendly

耐用  
Durable

稳定  
Stable



宁波道本智能机械装备有限公司  
Ningbo Daoben Intelligent Machinery Equipment Co., Ltd



宁波道本智能机械装备有限公司  
Ningbo Daoben Intelligent Machinery Equipment Co., Ltd

地址：宁波市鄞州区南部商务区蝶缘路218号南洋大厦1102室  
Room 1102, Nanyang Building, No.218 Dieyuan Road  
Yinzhou district, Ningbo, China  
电话：+86-574-88051835  
邮件：sales@daobenmachinery.com  
网址：www.daobenmachinery.com



# 目录 CONTENTS

公司简介 / Brief Introduction .....	02
我们的文化 / Our Culture .....	03
UN 参数表 / UN Series Specifications .....	09
UN110SI / UN128SI / UN140SI / UN158SI / UN170SI / UN178SI / UN230SI / UN258SI / UN270SI / UN310SI / UN330SI / UN360SI / UN410SI / UN450SI / UN550SI / UN650SI / UN800SI / UN1000SI / UN1250SI	
标准配置 / Standard Configuration .....	17
选用配置 / Option Configuration .....	18

## 使用服务 金融服务 品牌服务 社会服务

## 公司简介 Brief Introduction



成立于 2019 年, 从创立之初就确定以客户生产需求为研发导向, 集开发各类型。具备行业特点的注塑机设备, 以满足高效率生产要求, 目前已开发出高压高速、高压低速、低压高速三大类注塑机。覆盖低分子、高分子, 聚合物三大类型原料, 生产工艺, 以每年开发三个行业应用为工作目标。

形成集行业专用设备研发, 生产制造, 技术咨询, 售后服务, 专业化应用类塑料机械制造企业。

我们目标做成一家以技术创新与客户共同成长的企业,

### 服务建设

通过发扬工匠精神, 铸造工匠品质, 将每个合作单位和每个系统部门的负责人用铭牌方式确认。让每个人的名字与产品, 品质联系起来。与所有参与生产和服务的人员共享品质荣耀。通过系统建立供应商服务体系, 建立员工服务体系, 使企业安于生产、精于生产。建立售前、售后服务体系。让客户获得更多、更快、更好的服务。使客户获得使用价值, 服务价值。通过品牌建设使客户、供应商、员工获得更多的社会价值, 金融价值。让我们共同努力, 使所有人获得自己实现梦想的天空。



### 品牌价值

进行品牌价值运作, 建立完善品牌价值体系, 充分体现品牌价值。最终目标, 使我们的品牌让各方面认可并接受, 就更能得到各方扶持及帮助。



### 社会价值

我们努力领导供应系统及公司员工做到为人: 诚实守信、友善、互助。做到守时、守法、守诺、讲理。

公司将选择性参加各种有实际意义的公益活动, 最终将公司变成伙伴的公司, 社会的公司, 百年的公司。



## 我们的文化 Our Culture

### 卓越的执行，永恒的创新

如果说物质能给人以享受和欢乐，那么，文化将能给人以回味和充实；如果说物质终将会因消耗而殆尽，因发展而变迁，那么，文化则将会因沉淀而厚重，因积累而创新。因此，鸣仁机械在制造产品的同时，产出文化，在提供产品的同时，展示文化，让文化伴随着产品成长，让产品跟随着文化提升，让企业在产品和文化两翼的鼓动下，持续、快速、健康向前。

### EXCELLENT IMPLEMENTATION, ETERNAL INNOVATION

If we say material brings comfort and happy, well then, culture bring aftertaste and enrichment. if we say material will be used up for consumption and be changed for development, well then, culture will be deepened for precipitation and be innovated for accumulation. Thus, Mingren produce both product and culture. The culture grows with the product, meanwhile The product promotes the culture. The enterprise will move on continuously, quickly, healthily with the two wings of product and culture.



## 相关产业

### RELATED INDUSTRIES FIELD

我们能在不同行业领域为您解决注塑成型问题

We can solve the problem for you at different injection molding industry



汽车产业  
Automotive Industry



家电产业  
Household appliances industry



文具玩具产业  
Stationery/Toy Industry




电器电子产业  
Electric & Electronic Industry



建设产业  
Construction Industry



包装容器产业  
Packaging Industry




生活用品  
Household Goods



医疗产业  
Medical Industry

## CUSTOMER SERVICE 客户服务



### 服务客户 方便客户

### Serve For Customers Facilitate Customers

公司本着诚信为先、用户至上的宗旨，根据客户个性化需求，提供量体裁衣式服务，打造了一支专业且全程无忧团队。

Customer is foremost, integrity comes first. Our professional team can offer worriless full range service and customer-oriented service according to customers individual requirements.

#### 售前

为客户正确选购注塑机提供全方位售前服务，使客户规划既合理、规范、又能节约成本。

#### BEFORE SERVICE PURPOSE

Considering reasonable, standard and saving cost scheme for customers, we offer all-around service and technical support to help them choose correct machine.

#### 售中

通过指导客户注塑机的水、电安装，免费新机调试及对客户技术人员、操作工的培训，使机器安置规范、合理。并使相关人员能熟悉操作本公司机器、了解机器维护、保养。

#### SALES SERVICE

We will provide customer instructions on water and electricity connection of the machine, free new machine commissioning, technical training and machine operation Training.

#### 售后

技术支持和产品维护。提供后续培训及技术指导，也可派人到用户现场协助指导。公司产品升级后，根据需要优先考虑老客户的更新换代工作。

#### AFTER-SALES SERVICE

Technical support and product maintenance We offer subsequent training and technical consultation, can even send service engineer to solve the problem at the customer's factory. After upgrading our product, we will give priority to update the sold machines according to customer's requirement.

# UN 系列高档注塑成型机

High-grade Plastic Injection Molding Machine



产品规格:

UN110SI / UN128SI / UN140SI / UN158SI / UN170SI / UN178SI / UN230SI / UN258SI / UN270SI / UN310SI / UN330SI / UN360SI / UN410SI / UN450SI / UN550SI / UN650SI / UN800SI / UN1000SI / UN1250SI

## 伺服节能注塑机

GEKW/S SERVO ENERGY-SAVING INJECTION MOULDING MACHINE

UN 系列伺服节能注塑机搭载了高性能伺服电机动力控制系统, 在提高注射精度同时, 大幅度节电、节水, 实现液压注塑机的一次全新革命。

UN series servo energy-saving injection molding machine installed with high-powered servo motor dynamical control system, make a brand-new revolution of hydraulic injection molding machine come true by improving injection precision as well as saving energy and water in a large scale.

UN 系列伺服节能注塑机具有节能环保、闭环精密、响应快捷、噪音低等特点, 融合了传统液压注塑机与全电动注塑机所有优点, 引领未来注塑机发展的潮流。

UN series servo energy-saving injection molding machines are characterized with energy efficiency and environmental protection closed-loop precision quick response and low noise and so on at the same time, integrating traditional hydraulic injection molding machine with all electric injection molding machines and leading the trend for injection molding machine development.

UN 系列伺服节能注塑机是您无法抗拒的理想选择! 道本将与您共创辉煌!

UN series servo energy-saving injection molding machine is your irresistible ideal choice!

UN will create brilliance with you!



伺服驱动器  
SERVO DRIVER



专用伺服电机  
DEDICATED SERVO MOTOR



专用伺服泵  
DEDICATED SERVO PUMP

## 领先的科技

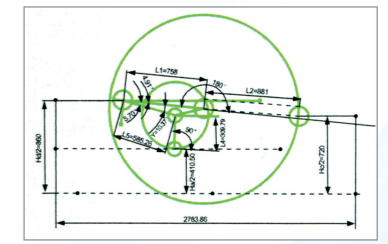
Leading Science and Technology

历经二十多年的发展与积累, 我们聚集了一批精专业、求卓越的科技团队, 他们以勇于开拓的创新精神, 致力于产品研究与技术开发, 现已拥有多项专利技术。在引进意大利先进技术的同时, 我们不断消化吸收, 并结合自身创新能力进行再开发以适应市场变化, 在优胜劣汰的激烈竞争中以乘风破浪的势头不断向前发展。


After more than twenty years development and accumulation, Ongo has gathered a technology group mastering this professional field and pursuing outstanding. We devote ourselves to the product research and technology development with pioneering and innovative spirit, and have several patents already. Introducing Italy advanced technology, in the mean time, we digest and absorb it continuously, as well as combine with our own innovation ability to realize second development in order to meet the changing market needs. In the survival of the fittest competition, we are forward developed by plowing various difficulties.

模板等主要零件以 10 多年设计经验为基础, 运用现代 CAE 仿真科技进行结构分析、设计, 确保产品优质、可靠。


Based on more than 10 years design experiences, main parts as platen are analysed and designed by CAE simulation technology to ensure the high quality and the reliability of the products.



计算机分析优化参数设计  
Computer analysis for parameter optimization



机器结构设计  
Machine structure design



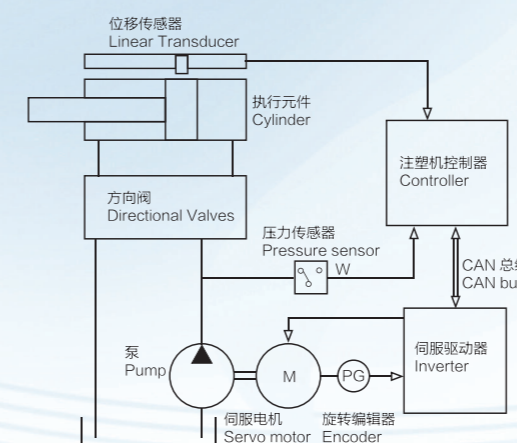
CAE 仿真设计  
CAE simulation design

## 精密节能科技 – 伺服系列

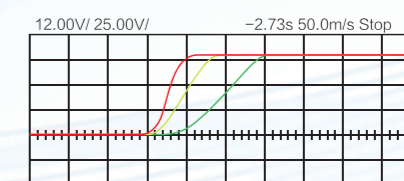
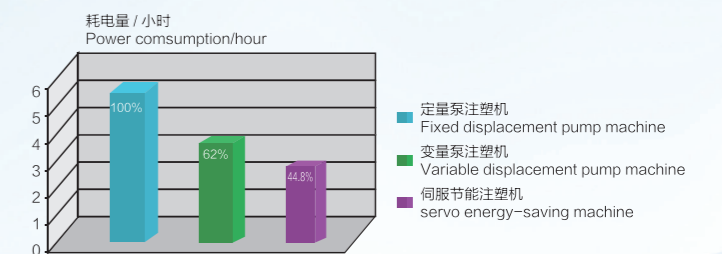
PRECISE AND ENERGY-SAVING SERVO MACHINE

伺服节能注塑机搭载了高性能伺服电机动力控制系统, 伺服电机输出功率随负载变化而变化, 不存在多余能量浪费, 保压阶段电机降低转速, 能耗极低, 冷却阶段电机不工作, 能耗为零, 提高注塑机精度, 大幅度节电, 节水, 降低噪音。真正实现了液压注塑机的一次全新革命。

Equipped with high performance servo motor controlling system, the machine's output power can vary in accordance with the loading changes, which reduce energy consumption and noise. The motor rotates at lower speed in holding pressure stage, and doesn't work in cooling time.



原理图  
Schematic Diagram



Print to disk file: Print-26

性能曲线图  
Characteristic curve


# UN 系列高档注塑成型机

## High-grade Plastic Injection Molding Machine



### 连体连杆 LINKING CONNECTING ROD

前连杆全部采用整体连体结构，大幅度提高了连杆的强度，同时也提高整个锁模机构的刚性和精度。  
Linkage structure of front connecting rod increases connecting rod's strength greatly, as well as the whole clamping unit's rigidity and accuracy.




### 模板中心厚 PLATEN CENTER IS THICK ENOUGH

在夹紧模具部位，模板具有足够厚度，以保证对模具进行有效夹紧和支撑。在非支撑部位做整体强度配合，达到模板整体均衡稳定，减少模板变形，提高成型质量，保护模具，延长模具使用寿命。

有一些传统的老式结构往往在支撑模具的中心部位比较薄弱，在非支撑模板边缘做加强筋结构，这样模板看上去比较厚，造成一个可靠假象，但实际效果并不理想。

The enough thickness of platen clamping part ensures that the mold is clamped and supported effectively. Entire strength cooperation in unsupported part gives mold over-all balance and stability, reduces platen deformation, improves moulding quality, protects mold, and extends mold's service life.


Some traditional old-type structure is weak in the platen center for mold supporting. Instead of that, it applies reinforcing rib structure in unsupported platen edge. So the platen looks thick and makes a reliable illusion, but the actual effect is not so good.



### 锥面密封结构 SEALED STRUCTURE WITH CONE SURFACE


高压油管连接全部采用与国际著名品牌同步的锥面密封结构，大幅度提高密封可靠性。

In line with famous international brands, sealed structure with cone surface in connection position of high pressure oil line improves sealing reliability.




### 转换数量式连杆结构 NUMBER CONVERSION LINKAGE STRUCTURE

通过连杆数量转换，实现了模板上锁轴都不转动的目的，这样可以有效降低模板部分损耗，保护了重要零件，降低用户今后维护成本。  
On purpose of keeping pin on platen non-rotated, we convert connecting rod number. In that way, the cost of maintenance in the future decline effectively, at the same time, it protects the crucial components.



### 增强的头板 ENHANCED STATIONARY PLATEN

头板中心孔部位对模具有着重要支持作用，我们采用自主专利结构支撑加强筋，对模具中心的支撑效果有效提高，有利于提高成型质量和稳定性。  
The central hole part of the stationary platen is significant in supporting function. Our self-owned patent of the reinforcing rib supports mold center effectively, favors moulding quality and stability.



### 含油铜套的射台后板 INJECTION REPLASTICATION SEAT WITH OIL COPPER SLEEVE



每一次注射动作，射台后板都要进行一次往复动作。注射部分的润滑通常是非自动润滑，这样就造成了这个重要动作没有润滑支持。因此，我们采用含油材料的铜套，可以不需要润滑油支持也能有良好的滑动效果，这样可以保证良好注射往复动作。

一些因考虑成本而采用非含油材质，在使用过一段时间后往往会对注射动作的精度产生不良影响。

The preplastication seat reciprocates once in every injection motion. Normal non-automatic lubrication in injection unit can't offer lubrication support to this important motion. Thus, we use oil copper sleeve to make sure that injection reciprocates well. Even without lubricating oil support, it can also slide excellently. Considering cost, however, some materials without oil always cause harmful effect to injection accuracy after a period of time.

### 自动调模 AUTOMATIC MOULD ADJUSTMENT

具有自动调模装置，便于用户操作。  
Automatic mould adjustment device is convenient for customer operation.

### 优质黄铜导向套 COPPER BUSH WITH HIGH QUALITY

拉杆导向部位全部采用优质黄铜套，更有效保护拉杆，提高拉杆使用寿命。  
Full application of the high quality copper bush in tie bars guiding part protects tie bars effectively and prolongs their service life.



### 封闭的底箱结构 CLOSED BASE STRUCTURE


整机底箱采用封闭式结构，和开放式结构相比较，封闭式结构机台更整洁，并且可以更好保护机器元器件不被碰伤，也提高了操作员作业安全。

Compared with opened structure, the closed base structure is neater and protects components better to avoid any damage by crash. It also improves operation safety.



### 特殊定制优化的控制系统 SPECIAL CUSTOMIZED AND OPTIMIZED CONTROL SYSTEM

根据我们 10 余年专业经验，再结合控制系统供应商的控制技术，定制开发出专用控制程序，以提高机台整体性能。  
According to our more than ten years professional experience and control system supplier's technique, we develop specialized and customized control program to improve machine's overall performance.




### 螺杆测速 SCREW ROTATIONAL SPEED DETECTION

具有螺杆测速装置，便于用户操作。  
Screw rotational speed detection device is convenient for customer operation.

### 双射移油缸射台拉紧结构 DOUBLE MOVABLE HYDRAULIC CYLINDERS TIGHTENING STRUCTURE


采用两个平行射移油缸来拉动射台并使喷嘴与模具压紧，消除了单个油缸拉紧时产生的倾侧扭矩，减少料筒与螺杆的变形，使料筒螺杆使用寿命延长，塑化效果优化。

Two parallel movable hydraulic cylinders pull injection unit to tighten nozzle and sprue. It eliminates oblique torque when single cylinder is tightened, diminishes deformation of screw and barrel, meanwhile, it extends life of screw and barrel, optimizes plasticizing effect.



# UN 参数表 UN Series Specifications

UN110SI / UN128SI / UN140SI / UN158SI / UN170SI




机型	Machine model	单位	UN110SI			UN128SI			UN140SI			UN158SI			UN170SI		
			373/110			350/128			440/140			574/158			620/170		
国际公认型号	International size rating		A	B	C	A	B	C	A	B	C	A	B	C	A	B	C
注射单元	INJECTION UNIT																
螺杆直径	Screw diameter	mm	30	35	38	38	40	42	38	42	45	42	45	48	42	45	50
螺杆长径比	Screw L/D ratio	L/D	23	20	18.4	22	21	20	22	20	18.6	22	20	18.6	21.4	20	18
理论注射容积	Injection volume(theoretical)	cm <sup>3</sup>	120	163	192	206	229	252	226	277	318	284	326	371	325	374	461
注射重量 (PS)	Injection weight(PS)	g	109	149	175	188	208	229	206	252	289	258	297	338	296	340	420
	Injection weight(PS)	oz(盎司)	3.84	5.26	6.17	6.63	6.53	8.08	7.27	8.89	10.19	9.1	10.48	11.92	11.11	12.77	15.77
注射压力	Injection pressure	Mpa	310	229	194	170	153	139	194	159	138	202	176	154	191	166	135
螺杆转速	Screw speed	rpm	213			240			222			220			208		
螺杆行程	Injection weight(ps)	mm	170			182			200			205			235		
锁模单元	CLAMPING UNIT																
锁模力	Clamping force	kN	1100			1280			1400			1580			1700		
开模行程	Mold opening stroke	mm	345			355			390			390			435		
拉杆内间距 (HxV)	Dist.between tie bars(HxV)	mm	370x370			420x380			420x420			470x430			470x470		
模板尺寸	Platen size	mm	560*560			620*575			620*610			695*620			695*690		
最大模厚	Max.daylight	mm	380			430			460			460			550		
最小模厚	Min.daylight	mm	150			150			160			160			180		
顶出行程	Ejector stroke	mm	90			120			122			120			135		
顶出力	Ejector tonnage	kN	38			45			53			53			62		
顶出杆数	Number of ejection rods		5			5			5			5			5		
其他	OTHERS																
系统压力	Hydraulic system pressure	MPa	17.5			17.5			17.5			17.5			17.5		
电机功率	Pump motor power	kW	13.4			16.4			16.4			20.5			26.7		
电热功率	Heater power	kW	7.5			7.5			9.3			9.3			12.3		
油箱容积	Oil tank	L	200			220			220			240			260		
外形尺寸 (LxWxH)	Machine dimension(LxWxH)	m	4.4x1.15x1.6			4.4x1.15x1.6			4.6x1.31x1.62			4.6x1.2x1.8			5.1x1.52x1.84		
机器重量	Machine weight	t	3.4			3.8			4.1			4.6			5.1		
模板正面尺寸图	Platen dimensions																
模板侧面尺寸图	Mould space dimensions																
头板机械手安装孔位																	

本公司保留对产品进行修改的权利, 规格如有变动, 恕不另行通知 (仅供参考)

We reserve the right to make any product improvement or specifications change without prior notice.

# UN 参数表 UN Series Specifications

UN178SI / UN230SI / UN258SI / UN270SI / UN310SI



机型	Machine model	单位	UN178SI			UN230SI			UN258SI			UN270SI			UN310SI		
			774/178			962/230			962/258			1550/270			1553/310		
国际公认型号	International size rating		A	B	C	A	B	C	A	B	C	A	B	C	A	B	C
注射单元	INJECTION UNIT																
螺杆直径	Screw diameter	mm	45	50	55	45	50	55	50	55	60	50	55	60	55	60	65
螺杆长径比	Screw L/D ratio	L/D	22	20	18.5	22.2	20	18.2	22	20	18.3	25.3	23	21	23	21	19
理论注射容积	Injection volume(theoretical)	cm <sup>3</sup>	374	461	558	398	491	594	491	594	707	560	677	805	677	805	945
注射重量 (PS)	Injection weight(PS)	g	340	420	508	362	447	540	447	540	643	510	615	732	615	732	860
	Injection weight(PS)	oz(盎司)	12.77	15.77	19.05	12.77	15.77	19.05	15.77	19.05	22.68	17.99	21.69	25.82	21.69	25.82	30.34
注射压力	Injection pressure	Mpa	208	168	139	242	196	162	196	162	136	277	229	193	229	193	164
螺杆转速	Screw speed	rpm	200			228			171			200			200		
螺杆行程	Injection weight(ps)	mm	235			250			250			285			285		
锁模单元	CLAMPING UNIT																
锁模力	Clamping force	kN	1780			2300			2580			2700			3100		
开模行程	Mold opening stroke	mm	460			490			475			560			590		
拉杆内间距 (HxV)	Dist.between tie bars(HxV)	mm	520x480			530x530			580x530			580x580			630x630		
模板尺寸	Platen size	mm	750*700			780*780			810*740			880*860			920x920		
最大模厚	Max.daylight	mm	530			550			550			580			630		
最小模厚	Min.daylight	mm	180			200			200			200			200		
顶出行程	Ejector stroke	mm	130			145			140			150			150		
顶出力	Ejector tonnage	kN	62			80			80			91			91		
顶出杆数	Number of ejection rods		5			5			5			9			9		
其他	OTHERS																
系统压力	Hydraulic system pressure	MPa	17.5			17.5			17.5			17.5			17.5		
电机功率	Pump motor power	kW	26.7			30.2			30.2			40.9			40.9		
电热功率	Heater power	kW	12.3			14.8			14.8			16.8			18.8		
油箱容积	Oil tank	L	260			360			360			500			500		
外形尺寸 (LxWxH)	Machine dimension(LxWxH)	m	5.1x1.4x2.0			5.55x1.52x1.95			5.45x1.5x2.1			6x1.57x2.0			6.1x1.6x2.1		
机器重量	Machine weight	t	5.7			6.8			7.2			7.5			8.1		


模板正面尺寸图	Platen dimensions					
模板侧面尺寸图	Mould space dimensions					
头板机械手安装孔位						

本公司保留对产品进行修改的权利, 规格如有变动, 恕不另行通知 (仅供参考)

We reserve the right to make any product improvement or specifications change without prior notice.

# UN 参数表 UN Series Specifications

UN330SI / UN360SI / UN410SI / UN450SI / UN550SI




机型	Machine model	单位	UN330SI				UN360SI				UN410SI			UN450SI				UN550SI			
			2594/330				2594/360				3256/410			3256/450				3615/550			
国际公认型号	International size rating		A	B	C	A	B	C	D	A	B	C	A	B	C	D	A	B	C	D	
注射单元	INJECTION UNIT																				
螺杆直径	Screw diameter	mm	60	65	70	60	65	70	75	70	75	80	70	75	80	85	75	80	85	90	
螺杆长径比	Screw L/D ratio	L/D	23.8	22	20.4	23	22	20	18.6	21.4	20	19	23.5	22	20.6	18.3	23	21	20	19	
理论注射容积	Injection volume(theoretical)	cm <sup>3</sup>	1000	1174	1362	1000	1174	1362	1546	1501	1723	1960	1501	1723	1960	2213	1727	1965	2219	2487	
注射重量 (PS)	Injection weight(PS)	g	910	1068	1240	910	1068	1240	1407	1366	1568	1784	1366	1568	1784	2013	1572	1788	2019	2264	
	Injection weight(PS)	oz(盎司)	32.1	37.67	43.74	32.1	37.67	43.74	49.63	48.18	55.31	62.93	48.18	55.31	62.93	71.01	55.45	63.07	71.22	79.86	
注射压力	Injection pressure	Mpa	260	221	191	260	221	191	166	218	189	166	218	189	166	156	209	184	162	144	
螺杆转速	Screw speed	rpm	192				192				172			169				155			
螺杆行程	Injection weight(ps)	mm	354				350				390			390				391			
锁模单元	CLAMPING UNIT																				
锁模力	Clamping force	kN	3300				3600				4100			4500				5500			
开模行程	Mold opening stroke	mm	660				700				720			760				860			
拉杆内间距 (HxV)	Dist.between tie bars(HxV)	mm	680x680				730x680				730x730			780x780				870x810			
模板尺寸	Platen size	mm	960*960				1030*970				1040*1040			1040*1040				1225*1185			
最大模厚	Max.daylight	mm	680				720				780			860				830			
最小模厚	Min.daylight	mm	250				250				300			250				360			
顶出行程	Ejector stroke	mm	160				200				180			185				225			
顶出力	Ejector tonnage	kN	102				102				113			113				152			
顶出杆数	Number of ejection rods		13				13				13			13				17			
其他	OTHERS																				
系统压力	Hydraulic system pressure	MPa	17.5				17.5				17.5			17.5				17.5			
电机功率	Pump motor power	kW	50.7				50.7				60.5			60.5				60.5			
电热功率	Heater power	kW	22.8				22.8				29.5			29.5				33.5			
油箱容积	Oil tank	L	560				560				700			700				900			
外形尺寸 (LxWxH)	Machine dimension(LxWxH)	m	6.9x1.85x2.35				7.1x1.9x2.35				7.4x1.9x2.35			7.5x1.95x2.4				8.5x2.2x2.7			
机器重量	Machine weight	t	10				12.5				14.5			16				19			
模板正面尺寸图	Platen dimensions																				
模板侧面尺寸图	Mould space dimensions																				
头板机械手安装孔位																					

本公司保留对产品进行修改的权利, 规格如有变动, 恕不另行通知 (仅供参考)

We reserve the right to make any product improvement or specifications change without prior notice.

# UN 参数表 UN Series Specifications


UN650SI / UN800SI / UN1000SI / UN1250SI



机型	Machine model	单位	UNR650SI				UN800SI				UN1000SI				UN1250SI			
			5016/650				6192/800				7343/1000				10914/1250			
国际公认型号	International size rating		A	B	C	D	A	B	C	D	A	B	C	D	A	B	C	D
注射单元	INJECTION UNIT																	
螺杆直径	Screw diameter	mm	90	95	100	105	90	95	105	110	95	100	105	110	105	115	125	135
螺杆长径比	Screw L/D ratio	L/D	23	21	20	19	23	21	20	18.5	23	21	20	18.5	22	20	19	17
理论注射容积	Injection volume(theoretical)	cm <sup>3</sup>	2544	2834	3140	3412	2925	3259	3982	4369	3544	3927	4330	4752	4814	5775	6823	7958
注射重量 (PS)	Injection weight(PS)	g	2315	2579	2857	3150	2662	2966	3623	3977	3225	3573	3940	4324	4381	5255	6209	7242
	Injection weight(PS)	oz(盎司)	81.66	90.97	100.78	111.11	93.9	104.62	127.8	140.28	113.76	126.03	138.98	152.52	154.53	185.36	219.01	255.45
注射压力	Injection pressure	Mpa	197	177	160	145	212	190	156	142	208	187	170	154	228	189	161	138
螺杆转速	Screw speed	rpm	149				150				150				125			
螺杆行程	Injection weight(ps)	mm	400				460				500				556			
锁模单元	CLAMPING UNIT																	
锁模力	Clamping force	kN	6500				8000				10000				12500			
开模行程	Mold opening stroke	mm	900				1000				1100				1250			
拉杆内间距 (HxV)	Dist.between tie bars(HxV)	mm	925*875				1020*970				1125*1085				1260x1200			
模板尺寸	Platen size	mm	1360*1310				1505*1365				1580*1540				1760*1700			
最大模厚	Max.daylight	mm	900				960				1100				1300			
最小模厚	Min.daylight	mm	330				400				500				500			
顶出行程	Ejector stroke	mm	295				280				335				325			
顶出力	Ejector tonnage	kN	152				210				210				245			
顶出杆数	Number of ejection rods		17				17				17				21			
其他	OTHERS																	
系统压力	Hydraulic system pressure	MPa	17.5				17.5				17.5				17.5			
电机功率	Pump motor power	kW	40.9+40.9				50.7+50.7				50.7+60.5				60.5+60.5			
电热功率	Heater power	kW	42.8				54.3				58.3				60			
油箱容积	Oil tank	L	1100				1200				1400				2000			
外形尺寸 (LxWxH)	Machine dimension(LxWxH)	m	10.2x2.2x2.8				11.4x2.4x3.14				11.7x2.8x3				11.5x2.6x2.85			
机器重量	Machine weight	t	27				38				46				54			
模板正面尺寸图	Platen dimensions																	
模板侧面尺寸图	Mould space dimensions																	
头板机械手安装孔位																		

# 标准配置

## Standard Configuration



### 注射配置 Injection Configuration

- 双缸平衡注射结构
- 注射速度、压力、位置 4 段设定
- 保压锁子储料速度、压力、位置 3 段设定
- 注射位置检测功能
- 注射位置尺控制
- 螺杆冷启动防止功能
- 3 种模式座退选择功能
- 自动清料功能
- 不锈钢防护板
- 高扭力油马达驱动螺杆预塑装置
- 螺杆防流延装置
- 料筒支撑机构 (MR800 及以上)
- 注射部分旋转装置 (MR800 及以上)

- Double cylinder balance injection structure
- Four-stage setting for injection speed, pressure, position
- Three-stage setting pressure holding/ material charging speed, pressure, position
- Injection position monitoring function
- Injection position scale control
- Screw cold start prevention function
- Three option modes for seat back

- Automatic material cleaning function
- Antiskid aluminium patterned cover
- High torque oil motor driven screw preplastication device
- Screw floc-extend protection device
- Supporting device of barrel (above SND800)
- The rotation device of injection part (above SND800)

- 料筒温度通过电 PID 控制
- 陶瓷料筒加热装置
- 料筒下料口冷却温控系统
- 储料背压调节功能
- 喷嘴对中微调装置
- 螺杆测速装置
- The temperature of barrel is controlled by computer PID
- Ceramic heating device of barrel
- Cooling temperature control system for barrel outlet
- The back pressure adjusting function of stored material
- Micro adjusting device of nozzle aiming
- Screw speed detection

### 锁模配置 Clamping Configuration

- 五点式斜排双曲肘
- 夹板联体结构尾板
- 机械、电器安全连锁保护
- 低压模具保护
- 数控 4 段开合模压力、速度、位置控制

- Five point oblique double toggle
- Conjoined structure of clamping plate and end board
- Mechanical, electrical full interlock protection
- Low pressure mold protection
- Digital four-stage control for pressure, speed, position of mould opening and closing

- 多种液压顶出模式
- 强化处理动模板移动耐磨轨道
- 模具冷却水分流器
- 自动定量式集中润滑系统
- 快速合模装置

- Multiple hydraulic ejector style
- Strengthen dispose of moving platen to move wear-resisting track
- Cooling water diverter
- Automatic volume centralized lubrication system
- High speed mould clamping device

- 可调节斜滑式动模板支撑结构
- 液压油马达动齿圈调模
- 拉杆特殊工艺处理, 强度可靠
- 开合模、顶出位置尺控制
- 自动调模
- Adjustable oblique slide block in moving platen supporting structure
- Hydraulic oil motor drive gear ring to adjust mould
- Special treated tie bar with reliable strength
- Opening/closing mould, ejection position controlled by scale
- Automatic mould adjustment

### 电控配置 Electric Configuration

- 工艺参数预设
- 机械手电器接口
- 参数资料保护锁
- 大屏幕彩色 LCD 显示屏
- 电脑内存模具记忆功能可达 99 组

- Pre-setting of technical parameters
- Electric interface of robot
- Protection lock for parameter resource
- Large-scale color LCD screen
- The memory of mold in computer can reach 99 groups

- 实时检测显示各动作运作情况
- 异常报警功能
- 温度偏差显示
- 电机安全保护装置
- 系统硬件 I/O 检测功能

- Live detection to show running condition of each motion
- Abnormal alarm function
- Temperature deviation display
- Motor safe protection device
- Systemic hardware I/O test function

- 外供预留电源插头 3 组
- 紧急停止保护装置
- 电器硬件连锁保护功能

- 3 Preparatory power plugs for out supply power
- Emergent stop protection device
- Electric appliance and hardware interlock protection function

### 液压配置 Hydraulic Configuration

- 高性能定量泵系统
- 低噪音液控系统
- 油温偏差报警功能
- High performance fixed displacement pump system
- Low noise hydraulic control system
- Oil temperature deviation alarm system

- 油箱液位计
- 油箱虑芯阻塞报警功能 (MR800 及以上)
- Tank oil level indicator
- Oil filter core jam alarm function (above MR800)

- 液压油冷却装置
- 自封式油箱滤油器
- Hydraulic oil cooling device
- Self-sealing oil filter of tank

### 其他配置 Other Configuration

- 标准颜色
- Standard color

- 封闭式防护门设计
- Closed protection door design

- 可调防震垫脚
- Adjustable vibration-resistant pad feet

## 选用配置

### Option Configuration

### 选用配置 Option Configuration

- PQ 闭环控制
- 特殊原料专用螺杆
- 模具温度控制器
- 开模顶出同时动作装置

- PQ closed-loop control
- Special screw for special material
- Mold temperature controller
- Ejection during mould opening device

- 多组吹气阀
- 多组抽芯装置
- 模板隔热板
- 玻璃管流量计

- Multi-group blowing valve
- Multi-group core-pulling device
- Insulation board of platen
- Glass tube flow meter

- 自动上料机
- 自动安全门装置
- 高精度旁路过滤系统
- 比例式背压调节装置
- 油温预热功能

- Auto loader
- Automatic safe door device
- High precision bypass filter system
- Proportional back pressure adjusting device
- Oil temperature pre-heating function

## 有他们的支持, 我们更加出色

### WITH THEIR SUPPORT, WE ARE BETTER

